

# LumiFabric 4" Deep

Frameless Fabric Light Box  
with Double Sided Option

LIT WITH LUMICURTAIN




A backlit frameless fabric light box that scales well for large light boxes. LumiFabric 4" houses the beautifully bright, diffused light of LumiCurtain in our most robust frame. LumiFabric 4" may be customized for single or double sided applications. Easy to install for wall mounted or free standing displays. May also be side lit with LED Module 250.

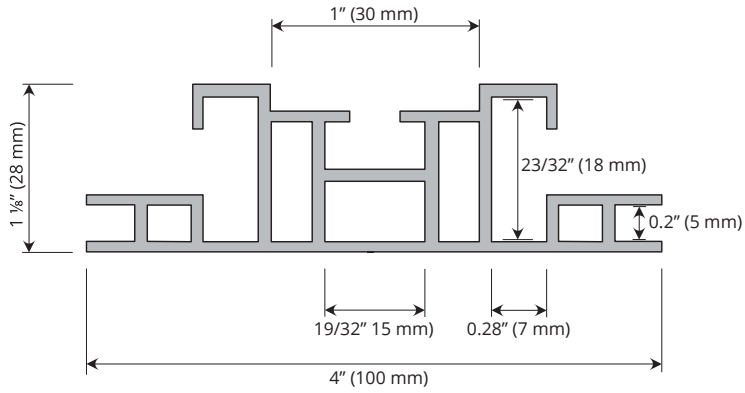
Housed in our #100 frame.

## FEATURES

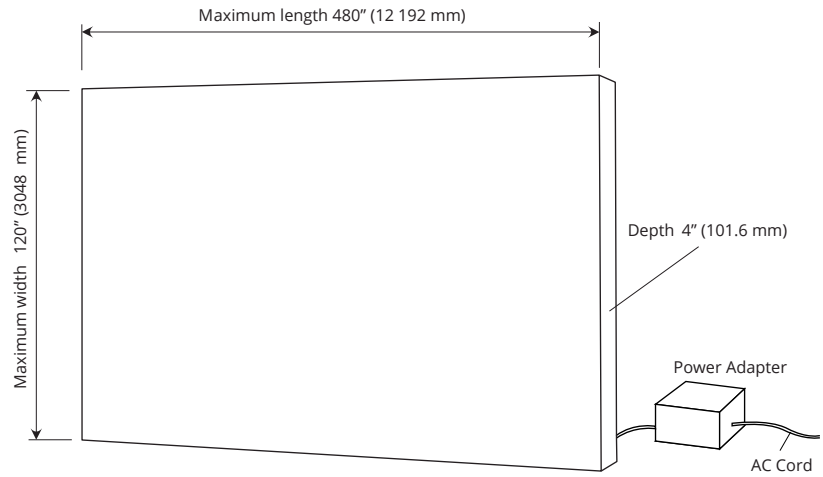
- ✓ Super bright, 1 W / chip
- ✓ 170 ° diffuser lens prevents hot / dark spots in a 4" deep light box
- ✓ Built to size
- ✓ Single and double sided applications
- ✓ Change graphics with ease
- ✓ Vibrant graphics
- ✓ High luminous efficacy (120 lm / W)
- ✓ Long LED lifespan (50 000+ hours)
- ✓ Energy saving and maintenance free (65% energy savings over traditional lighting)
- ✓ Advanced 3-year warranty



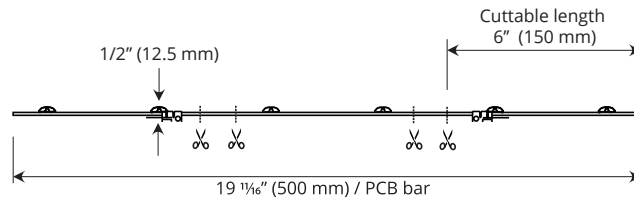
**EXTRUSION PROFILE VIEW**



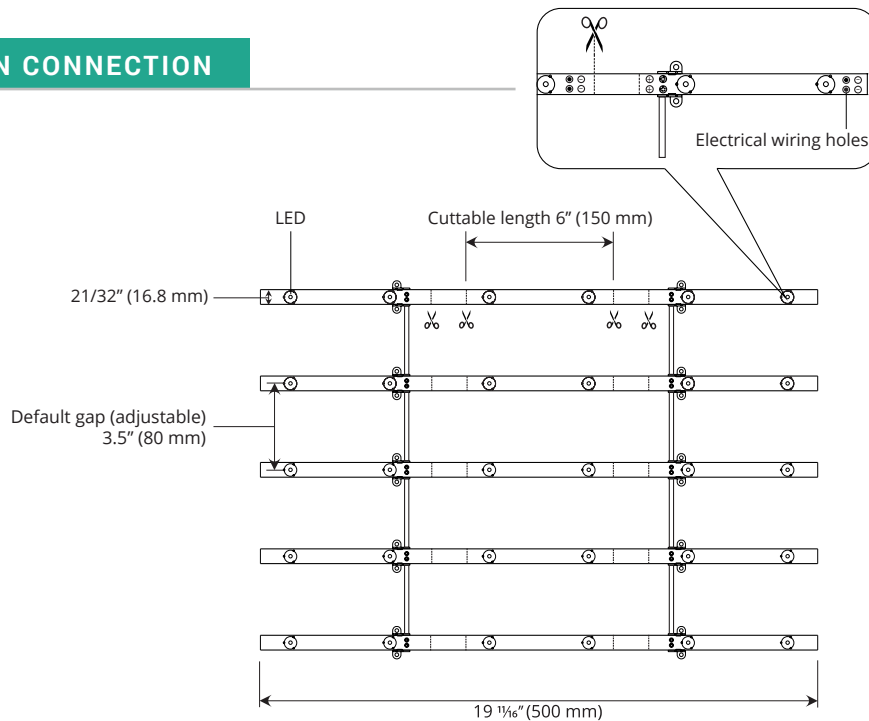
**FRONT VIEW**






**LUMICURTAIN INSIDE THE LIGHT BOX**



**LUMICURTAIN CONNECTION**



SPECIFICATIONS			
Electrical			
Input Voltage	24 VDC		
Input Current	0.25 A		
Power Consumption	10 W / sq ft		
Certification	UL recognized		
Physical			
Color Temperature	4100 K 	5300 K (option) 	6500 K (option) 
CRI	Ra ≥ 80		
Mounting	Wall mounted with supplied hardware		
Operating Temperature	-30 °C (-22 °F) ~ +40 °C (+104 °F) (indoor use only)		
Storage Temperature	-30 °C ~ +40 °C		
Environment	Dry location only (standard)		
Luminous Efficiency	≥ 120 lm/W		
Beam Angle	170°		
Cutable Length	6" (150 mm)		
Dimensions (module)	19 1/16" (500 mm) L x 21/32" (16.8 mm) W x 1/2" (12.5 mm) H 6 LEDs / PCB bar		
Frame			
Maximum Size	480" (12 192 mm) L x 120" (3048 mm) W		
Frame Depth	4" (101.6 mm)		
Frame Material & Color	Anodized frame Color: Silver / Custom color		
Fabric Silicone Beading (Gasket) Size*	Recommended: 0.1574" (4 mm) thick x 0.59" (15 mm) deep		

ORDER INFORMATION			
Series #	Frame Color	Size: Length x Width (inch/mm)	Color Temperature
LLB24-4	S: Silver CC: Custom color	OD: Frame outside dimension	5300 K 4100 K (option) 6500 K (option)

- Notes:
- \* Calculating Finished Print Size With Silicone Beading: LumiFabric width (O.D +1.00") x light box height (O.D) +1.00")  
Note: Calculation is for reference only. Different fabric materials have varying stretch which may require a +/- adjustment. DLC strongly recommends that customers mock up their graphics and sizing with their printer of choice
  - Acrylic and other manufacturing components and methods may contribute to an expansion or contraction of sizes based on environmental or tooling factors. Please allow a minimum of ± 1/8" (3.175 mm) to compensate for any changes in the outside dimensions of this product
  - LED Kelvin temperatures listed in this literature have been derived from raw LED data. Actual Kelvin ratings can vary +/- 200 K based upon environmental conditions including but not limited to inclusion into LGPs and the use of diffusion materials. A precise ANSI bin control system is utilized to help maintain LED conformity and to minimize variances
  - DLC strives to maintain tight control over specification factors. However, specifications are subject to change on rare occasion. These changes may not be reflected here