



12V / 150W Hardwire Power Adaptor



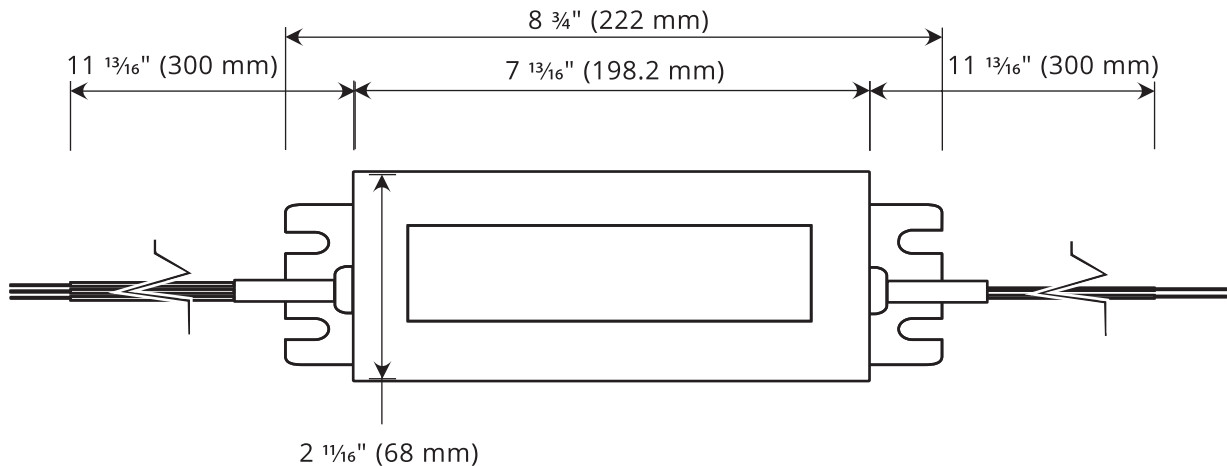
A 150 W constant voltage hardwire power adaptor. Accommodates either 100 - 240 VAC or 277 VAC power sources.




KEY FEATURES & BENEFITS

- Universal AC input / full range (up to 280 VAC)
- IP65/IP67 level
- Built-in-active PFC function
- Protections: Short circuit / Overload / Over voltage
- Cooling by free air convection
- OCP point adjustable through output cable or internal potential meter
- Compliance to worldwide safety regulations for lighting
- Low cost, high reliability

TOP VIEW



PROFILE VIEW






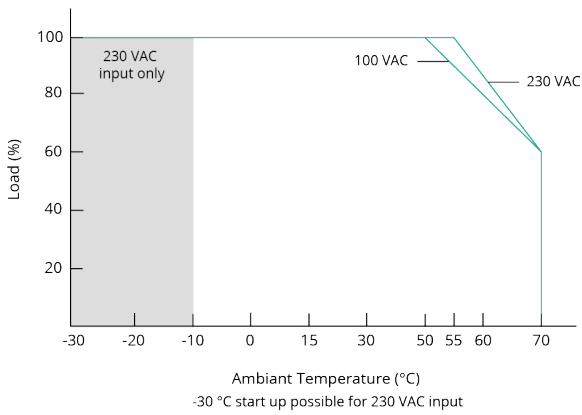
12V / 150W Hardwire Power Adaptor



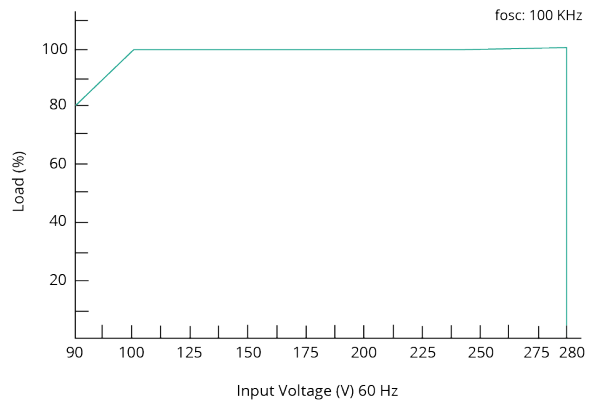
ELECTRICAL COMPONENTS



DERATING CURVE



STATIC CHARACTERISTICS



SPECIFICATIONS

Input

Voltage Range ¹	100 ~ 240 / 277 VAC
Frequency Range	47 ~ 63 Hz
Power Factor	PF 0.95 / 230 VAC; PF 0.98 / 115 VAC at full load and rated output voltage; PF 0.9 at 75 ~ 100% load
Efficiency	88%
AC Current	2 A / 115 VAC; 1 A / 230 VAC
Inrush Current	Cold start 65 A / 230 VAC
Leakage Current	< 1 mA / 240 VAC

Output

DC Voltage	12 VDC
Power	150 W
Constant Current Region ²	9 ~ 12 V
Rated Current	11 A
Rated Power	132 W
Ripple and Noise ³	150 mVp-p



12V / 150W Hardwire Power Adaptor



SPECIFICATIONS	
Output	
Voltage Adj Range ⁴	9 ~ 13 V
Current Adj Range (adjustable by internal potential meter / output cable)	5.5 ~ 11 A
Voltage Tolerance ⁵	± 2%
Line Regulation	± .5%
Load Regulation	± 1%
Setup, Rise Time	3000 ms, 80 ms at full load 230 VAC / 115 VAC
Hold Up Time (Typ.)	50 ms / 230 VAC; 16 ms / 115 VAC at full load
Protection	
Over Current ⁶	95 ~ 108%
Short Circuit ⁷	Hiccup mode, recovers automatically after fault condition is removed
Over Voltage ⁸	13.8 V ~ 16.2 V
Over Temperature ⁸	100 °C ± 10 °C (RTH2)
Environment	
Operating Temperature ⁹	-30 °C ~ +55 °C at full load; 70 °C at 60% load
Storage Temperature	-40 °C ~ +80 °C
Operating Humidity	20 ~ 95% RH non-condensing
Storage Humidity	10 ~ 95% RH
Temp. Coefficient	± .03% / °C (0 ~ +50 °C)
Vibration	10 ~ 500 Hz, 5G 12 minutes / 1 cycle, period for 72 minutes each along X, Y, Z axes
Withstanding Voltage	I/P-O/P: 3.75 kVAC; I/P-FG: 1.88 kVAC; O/P-FG: 0.5 kVAC
Isolation Resistance	I/P-O/P, I/P-FG, O/P-FG: 100 M Ohms / 500 VDC / 25°C / 70% RH
EMI Conduction & Radiation	Compliance to EN55015, EN55022 (CISPR22) Class B
Harmonic Current	Compliance to EN61000-3-2 Class C (75% load) ; EN61000-3-3
EMS Immunity	Compliance to EN61000-4-2,3,4,5,6,8,11; ENV50204, EN61547, EN55024, light industry level (surge 4 kV), criteria A
Certifications ¹⁰	UL1012 ; EN61347-1, EN61347-2-13 independent ; UL60950-1, TUV EN60950-1 (TBD)
Dimensions	8 ¾" (222 mm) L x 2 1¼" (68 mm) W x 1 17/32" (39 mm) H
Additional	
Mean Time Between Failures	> 303 700 hours MIL-HDBK-217F (25 °C)
Packaging	1.0 Kg; 12 pcs / 13 Kg / 0.49 ft³ (CLG-150-A/B); 1 Kg; 12 pcs / 13 K / 0.96 ft³ (CLG-150-C)

NOTES

1. Derating may be needed under low input voltages. Please check the derating curve for more details
2. Constant current operation region is within 75% ~ 100% rated output voltage. This is the suitable operation region for LED related applications, but please reconfirm special electrical requirements for some specific system design
3. Ripple & noise are measured at 20 MHz of bandwidth by using a 12" twisted pair-wire terminated with a 0.1uf & 47uf parallel capacitor



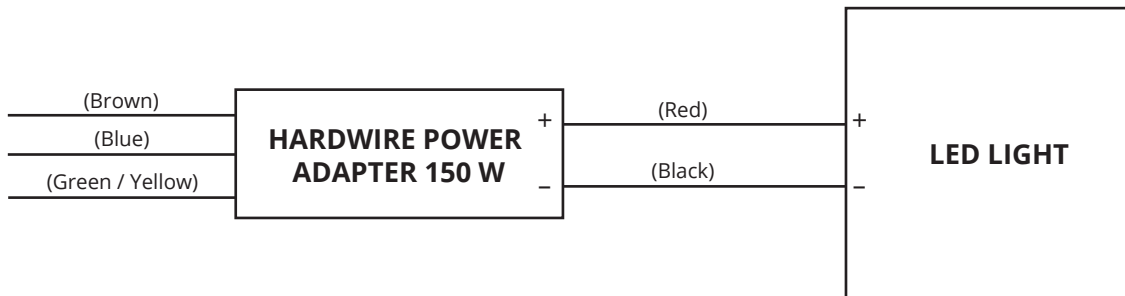
12V / 150W Hardwire Power Adaptor



NOTES

- 4. Type A and type C only
- 5. Tolerance : includes set up tolerance, line regulation and load regulation
- 6. Constant current operation region is within 75% ~100% rated output voltage. This is the suitable operation region for LED related applications, but please reconfirm special electrical requirements for some specific system design. Protection Type: Constant current limiting, recovers automatically after fault condition is removed
- 7. Refer to OLP characteristics
- 8. Protection Type: Shut down o/p voltage, re-power on to recover
- 9. Refer to derating curve
- 10. Safety and EMC design refer to EN60598-1, subject 8750(UL), CNS15233, GB7000.1, FCC part 18
- Recommended load: 90%
- Omnify strives to maintain tight control over specification factors. However, specifications are subject to change on rare occasion. These changes may not be reflected here8 Protection Type: Shut down o/p voltage, re-power on to recover

WIRING EXAMPLE



ORDER INFORMATION

Product #	Voltage	Wattage
951009	12-12V DC	150 150 W (Standard)

EXAMPLE

951009-12-150

The specification number immediately above can be deconstructed as follows:

- 12V 150W Hardwire Power Adaptor; Voltage-12V; Wattage-150 W